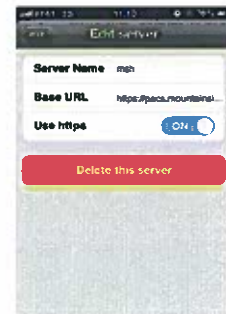



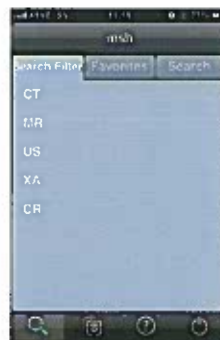
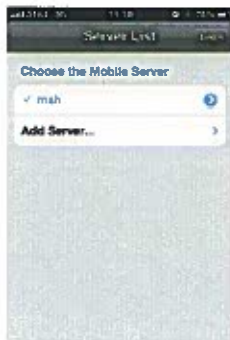
To download the Infinitt Mobile Application to your device (iPhone, iPad, or Android):

1. Go to the APP store.
2. Search for “Infinitt Mobile Viewer” and download for free. * Make sure to install “Infinitt Mobile Viewer” - Not Accent Pro *
3. Once installed, open the app & click ‘add server’.

4. Fill in required fields
 - Server name: msh
 - Base URL: pacs.mountainsidehosp.com/xwado
 - Use https: ON



5. Click on the new MSH server you have just added and log in with your PACs user ID and password.



For HELP: There is a question-mark (?) icon at the bottom of the viewer which has a user guide.

If you do not remember your PACs user ID and/or password, call the helpdesk @ 973 680-7700 or ext 7700 from inside MSH.

